


Introductory sub-table (I)(a)

Name of the Company: <b>SIBAR AUTO PARTS LIMITED</b>			
Scrip Code, Name of the scrip, class of security : 520141			
Quarter ended: 31.03.2014			
<b>Partly paid-up shares:-</b>	<b>No. of partly paid-up shares</b>	<b>As a % of total no. of partly paid-up shares</b>	<b>As a % of total no. of shares of the company</b>
Held by promoter/promoter group	0	0	0
Held by public			
<b>Total - D</b>	<b>0</b>	<b>0</b>	<b>0</b>
<b>Outstanding convertible securities:-</b>	<b>No. of outstanding securities</b>	<b>As a % of total no. of outstanding convertible securities</b>	<b>As a % of total no. of shares of the company, assuming full conversion of the convertible securities</b>
Held by promoter/promoter group	0	0	0
Held by public			
<b>Total - E</b>	<b>0</b>	<b>0</b>	<b>0</b>
<b>Warrants:-</b>	<b>No. of warrants</b>	<b>As a % of total no. of warrants</b>	<b>As a % of total no. of shares of the company, assuming full conversion of warrants</b>
Held by promoter/promoter group	0	0	0
Held by public			
<b>Total - F</b>	<b>0</b>	<b>0</b>	<b>0</b>
<b>Total paid-up capital of the company, assuming full conversion of warrants and convertible securities</b>	<b>5535100</b>	<b>0</b>	<b>0</b>

For **SIBAR AUTOPARTS LTD**  
  
**AUTHORISED SIGNATORY**




**Statement Showing Shareholding Pattern**

Category code	Category of Shareholder	Number of Shareholders	Table (I)(a)		Total shareholding as a percentage of total number of shares		Shares Pledged or otherwise encumbered	
			Total number of shares	Number of shares held in dematerialized form	As a percentage of(A+B) <sup>1</sup>	As a percentage of (A+B+C)	Number of shares	As a percentage
			(IV)	(V)	(VI)	(VII)	(VIII)	(IX)= (VIII)/(IV)*100
(I)	(II)	(III)	(IV)	(V)	(VI)	(VII)	(VIII)	(IX)= (VIII)/(IV)*100
<b>(A)</b>	<b>Shareholding of Promoter and</b>							
<b>1</b>	<b>Indian</b>							
(a)	Individuals/ Hindu Undivided Family							
		9	1420317	1420317	25.66	25.66	Nil	Nil
(b)	Central Government/ State Government(s)	1	250000	250000	4.52	4.52	Nil	Nil
(c)	Bodies Corporate							
(d)	Financial Institutions/ Banks							
(e)	Any Others(Specify)							
(e-i)								
(e-ii)								
	<b>Sub Total(A)(1)</b>	<b>10</b>	<b>1670317</b>	<b>1670317</b>	<b>30.18</b>	<b>30.18</b>	<b>Nil</b>	<b>Nil</b>
<b>2</b>	<b>Foreign</b>							
a	Individuals (Non-Residents Individuals/ Foreign Individuals)							
b	Bodies Corporate							
c	Institutions							
d	Any Others(Specify)							
d-i								
d-ii								
	<b>Sub Total(A)(2)</b>	<b>0</b>	<b>0</b>	<b>0</b>	<b>0.00</b>	<b>0.00</b>	<b>0</b>	
	<b>Total Shareholding of Promoter and</b>	<b>10</b>	<b>1670317</b>	<b>1670317</b>	<b>30.18</b>	<b>30.18</b>	<b>Nil</b>	<b>Nil</b>
<b>(B)</b>	<b>Public shareholding</b>							
<b>1</b>	<b>Institutions</b>							
(a)	Mutual Funds/ UTI	1	500000	500000	9.03	9.03	Nil	Nil
(b)	Financial Institutions / Banks	1	29000	29000	0.52	0.52	Nil	Nil
(c)	Central Government/ State Government(s)							
(d)	Venture Capital Funds							
(e)	Insurance Companies							
(f)	Foreign Institutional Investors							
(g)	Foreign Venture Capital Investors							
(h)	Any Other (specify)							
(h-i)								
(h-ii)								
	<b>Sub-Total (B)(1)</b>	<b>2</b>	<b>529000</b>	<b>529000</b>	<b>9.56</b>	<b>9.56</b>	<b>Nil</b>	<b>Nil</b>





<b>B 2</b>	<b>Non-institutions</b>							
(a)	Bodies Corporate	63	192389	125689	3.48	3.48	Nil	Nil
(b)	Individuals				0.00	0.00		
I	Individuals -i. Individual shareholders holding nominal share capital up to Rs 1 lakh	9278	2280296	686196	41.20	41.20	Nil	Nil
II	ii. Individual shareholders holding nominal share capital in excess of Rs. 1 lakh.	21	660598	575998	11.93	11.93	Nil	Nil
(c)	NRIs	102	202500	19000	3.66	3.66	Nil	Nil
(c-i)					0.00	0.00		
(c-ii)					0.00	0.00		
	<b>Sub-Total (B)(2)</b>	<b>9464</b>	<b>3335783</b>	<b>1406883</b>	<b>60.27</b>	<b>60.27</b>	<b>Nil</b>	<b>Nil</b>
<b>(B)</b>	<b>Total Public Shareholding (B)= (B)(1)+(B)(2)</b>	<b>9466</b>	<b>3864783</b>	<b>1935883</b>	<b>69.82</b>	<b>69.82</b>	<b>Nil</b>	<b>Nil</b>
	<b>TOTAL (A)+(B)</b>	<b>9476</b>	<b>5535100</b>	<b>3606200</b>	<b>100.00</b>	<b>100.00</b>	<b>Nil</b>	<b>Nil</b>
<b>(C)</b>	<b>Shares held by Custodians and against which Depository Receipts have been issued</b>							
1	Promoter and Promoter Group							
2	Public							
	<b>Sub-Total (C)</b>	<b>0</b>	<b>0</b>	<b>0</b>		<b>0</b>	<b>0</b>	
	<b>GRAND TOTAL (A)+(B)+(C)</b>	<b>9476</b>	<b>5535100</b>	<b>3606200</b>	<b>100.00</b>	<b>100.00</b>	<b>Nil</b>	<b>Nil</b>

For SIBAR AUTOPARTS LTD  
  
 AUTHORIZED SIGNATORY



**(I)(b) Statement showing holding of securities (including shares, warrants, convertible securities) of persons belonging to the category "Promoter and Promoter Group"**

Sr. No.	Name of the shareholder	Details of Shares held		Encumbered shares (*)			Details of warrant		Details of convertible securities		Total shares (including underlying shares assuming full conversion of warrants and convertible securities) as a % of diluted share capital
		Number of shares held	As a % of grand total (A)+(B)+(C)	No.	As a percentage	As a % of grand total (A)+(B)+(C) of sub-clause (I)(a)	Number of warrants held	As a % total number of warrants of the same class	Number of convertible securities held	As a % total number of convertible securities of the same class	
(I)	(II)	(III)	(IV)	(V)	$(VI) = (V)/(III) * 100$	(VII)	(VIII)	(IX)	(X)	(XI)	(XII)
1	ARUNA ANNALURU	42620	0.77	Nil	Nil	Nil	Nil	Nil	Nil	Nil	Nil
2	CHENNA KRISHNAIAH ANNALURU	99320	1.79	Nil	Nil	Nil	Nil	Nil	Nil	Nil	Nil
3	ANNALURU USHA	42790	0.77	Nil	Nil	Nil	Nil	Nil	Nil	Nil	Nil
4	APIDC	250000	4.52	Nil	Nil	Nil	Nil	Nil	Nil	Nil	Nil
5	PEMMASANI MADHU PRATAP	197100	3.56	Nil	Nil	Nil	Nil	Nil	Nil	Nil	Nil
6	P RAVI CHANDRA	131000	2.37	Nil	Nil	Nil	Nil	Nil	Nil	Nil	Nil
7	SUGUNAMMA PEMMASANI	378680	6.84	Nil	Nil	Nil	Nil	Nil	Nil	Nil	Nil
8	PEMMASANI VEERANARAYANA	288807	5.22	Nil	Nil	Nil	Nil	Nil	Nil	Nil	Nil
9	P ANNAPURNA	200000	3.61	Nil	Nil	Nil	Nil	Nil	Nil	Nil	Nil
10	P CHARITHA	40000	0.72	Nil	Nil	Nil	Nil	Nil	Nil	Nil	Nil
<b>TOTAL</b>		<b>1670317</b>	<b>30.18</b>	Nil	Nil	Nil	Nil	Nil	Nil	Nil	Nil

(\*) The term "encumbrance" has the same meaning as assigned to it in regulation 28(3) of the SAST Regulations, 2011





**(I)(c)(i) Statement showing holding of securities (including shares, warrants, convertible securities) of persons belonging to the category "Public" and holding more than 1% of the total number of shares**

Sr. No.	Name of the shareholder	Number of shares held	Shares as a percentage of total number of shares {i.e., Grand Total (A)+(B)+(C) indicated in Statement at para (I)(a) above}	Details of warrants		Details of convertible securities		Total shares (including underlying shares assuming full conversion of warrants and convertible securities) as a % of diluted share capital
				Number of warrants held	As a % total number of warrants of the same class	Number of convertible securities held	% w.r.t total number of convertible securities of the same class	
1	AMREX MARKETING PVT.LTD	500000	9.03	Nil	Nil	Nil	Nil	Nil
2	SHAHZAAD DALAL	174200	3.15	Nil	Nil	Nil	Nil	Nil
<b>TOTAL</b>		<b>674200</b>	<b>12.18</b>	<b>0</b>		<b>0</b>		



**(I)(c)(ii) Statement showing holding of securities (including shares, warrants, convertible securities) of persons (together with PAC) belonging to the category "Public" and holding more than 5% of the total number of shares of the company**

Sr. No.	Name(s) of the shareholder(s) and the Persons Acting in Concert (PAC) with them	Number of shares	Shares as a percentage of total number of shares {i.e., Grand Total (A)+(B)+(C) indicated in Statement at para (I)(a) above}	Details of warrants		Details of convertible securities		Total shares (including underlying shares assuming full conversion of warrants and convertible securities) as a % of diluted share capital
				Number of warrants	As a % total number of warrants of the same class	Number of convertible securities held	% w.r.t total number of convertible securities of the same class	
1	Amrex Marketing Pvt. Ltd	500000	9.03	Nil	Nil	Nil	Nil	Nil
<b>TOTAL</b>		<b>500000</b>	<b>9.03</b>	<b>0</b>	<b>0</b>	<b>0</b>	<b>0</b>	<b>0</b>





(I)(d) Statement showing details of locked-in shares

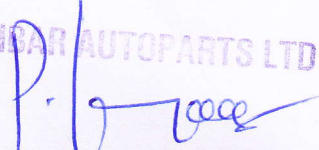
Sr. No.	Name of the shareholder	Number of locked-in shares	Locked-in shares as a percentage of total number of shares {i.e., Grand Total (A)+(B)+(C) indicated in Statement at para (I)(a) above}
1	PEMMASANI MADHU PRATAP	197100	3.56
2	P RAVI CHANDRA	131000	2.37
3	SUGUNAMMA PEMMASANI	378680	6.84
4	P ANNAPURNA	200000	3.61
5	P CHARITHA	40000	0.72
	<b>TOTAL</b>	<b>946780</b>	<b>17.11</b>

(II)(a) Statement showing details of Depository Receipts (DRs)

Sr. No.	Type of outstanding DR (ADRs, GDRs, SDRs, etc.)	Number of outstanding DRs	Number of shares underlying outstanding DRs	Shares underlying outstanding DRs as a percentage of total number of shares {i.e., Grand Total (A)+(B)+(C) indicated in Statement at para (I)(a) above}
	Nil	Nil	Nil	
	<b>TOTAL</b>	<b>0</b>	<b>0</b>	<b>0.00</b>

(II)(b) Statement showing holding of Depository Receipts (DRs), where underlying shares held by "promoter/promoter group" are in excess of 1% of the total number of shares

Sr. No.	Name of the DR Holder	Type of outstanding DR (ADRs, GDRs, SDRs, etc.)	Number of shares underlying outstanding DRs	Shares underlying outstanding DRs as a percentage of total number of shares {i.e., Grand Total (A)+(B)+(C) indicated in Statement at para (I)(a) above}
	Nil	Nil	Nil	Nil
	<b>TOTAL</b>		<b>0</b>	

For SIBAR AUTOPARTS LTD  
  
AUTHORIZED SIGNATORY

